

02

2840 ... T20C... T

Field-attachable Connectors Quicklock

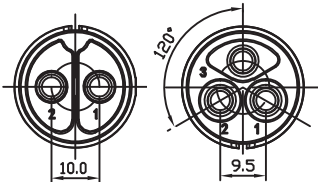
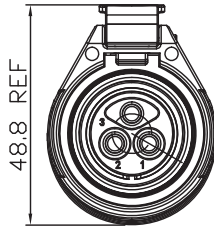
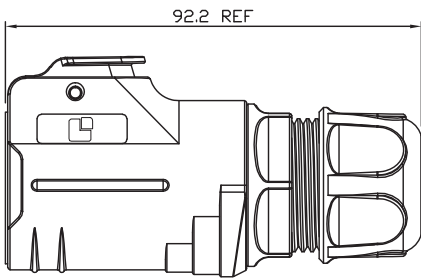
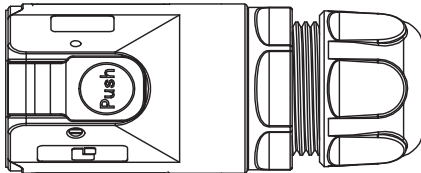


Quicklock socket with locking latch, IP67, size 28, straight version, with plastic housing and screw clamps

Approvals:  

02

2840 ... T20C... T



2840 02
T20CR T

2840 03
T20CR T

Environmental conditions

Temperature range -40 °C/+80 °C

Materials

Insulating body	PBT, V-0 according to UL94
Contact bush	CuZn, gold-plated
Housing	PBT, V-0 according to UL94 ¹
Guiding element	Zn alloy, chrome-plated
Locking	Zn alloy, chrome-plated
Cap nut	PBT, V-0 according to UL94 ¹

¹ outdoor sustainable (F1 according to UL 746C)

Mechanical data

Mating cycles	1700
Insertion force	≤ 90 N
Withdrawal force	≤ 40 N
Protection class	IP67 ¹

¹ only in locked condition with an appropriate counterpart

Connectable conductors for screw clamp

Section	2.5–16.0 mm ² /AWG 14–6
Cable diameter	17.0–20.5 mm (state of delivery) 10.0–15.0 mm (with accessory 9928 SL15)

Electrical data (at T_{amb} 20 °C)

Contact resistance	≤ 5 mΩ
Rated current	50 A (2 poles) 43 A (3 poles)
Rated voltage	500 V AC
Rated impulse voltage	≤ 2500 V
Creepage distance	≥ 2 mm
Clearance	≥ 2 mm
Insulation resistance	> 500 MΩ
Important note	The connector must not be connected or disconnected under load.

02

2840 ... T20C... T

Associated products

Counterparts

[↗ 2830 ... TF1C...](#)

[↗ 2850 ... T20C... A](#)

Accessories

[↗ 9928 CPMF0](#)

[↗ 9928 SL15](#)

[↗ 9928 SL20,5](#)

02

2840 ... T20C... T

Designation	Pole Number	PU (Pieces)	MDQ (Pieces)
2840 02 T20CR T	2	2	20
2840 03 T20CR T	3	2	20

Packaging:

in individual plastic bags, in a cardboard box