

M8

5000 10L1 3...

Passive Actuator/Sensor Distribution Boxes M8

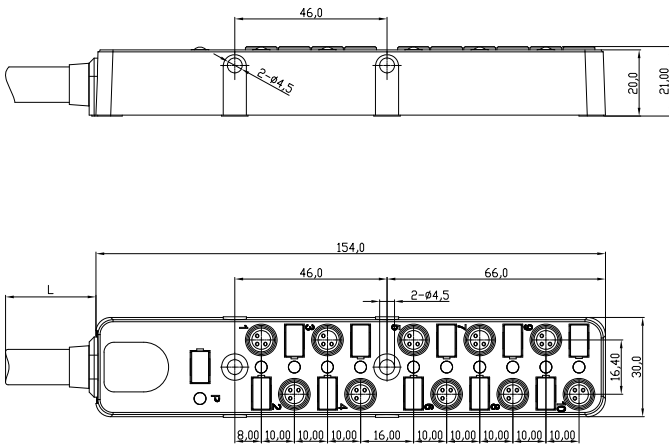


Passive distribution box M8, 10-port, single signal, with LEDs, IP67

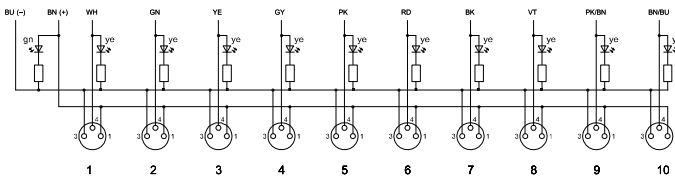
Main connection:

cable, PUR, grey

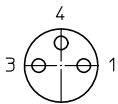
M8 5000 10L1 3...



Wiring diagram



Pin assignment of female M8 connectors



3 pole
1 +
3 -
4 S1

Environmental conditions

Temperature range -40 °C/+80 °C

Materials

Insulating body PA, V-2 according to UL94
 Contact CuZn, pre-nickel and gold-plated
 Connector thread CuZn, nickel-plated
 Housing PC/ABS
 Resistance Good resistance against chemicals and oils. Resistance against aggressive media to be individually verified for each application.

Mechanical data

Protection class IP67¹

¹ according to DIN EN 60529, only in locked position with proper counterparts or protective caps

Electrical data (at T_{amb} 20 °C)

Contact resistance ≤ 5 mΩ
 Nominal current ≤ 2 A per port
 ≤ 8 A total
 Nominal voltage 10–30 V DC (24 V DC)

Associated products

Counterparts
 ☞ 0810 ... 0... ☞ 0810 ... 3... ☞ 0810 0800 ... 0...
 ☞ 0810 0800 ... 3... ☞ 0810 0805 ... 3... ☞ 0810 0806 ... L1 3...
 ☞ 0815 ... 0... ☞ 0815 ... 3...
 Accessories
 ☞ 9908 CPF0 ☞ 9950 LB PF20

M8

5000 10L1 3...

Designation	Pole Number	Connected Cable	PU (Pieces)	MDQ (Pieces)	Dimensions L (mm)
5000 10L1 317 5m	10 x 3	PUR, grey, 10 x 0.22 mm ² (AWG 24)/2 x 0.5 mm ² (AWG 21), 910317, UL-style 20549	1	1	5000

Packaging:
in a plastic bag