

M12

5512 08L1

Passive Actuator/Sensor Distribution Boxes M12

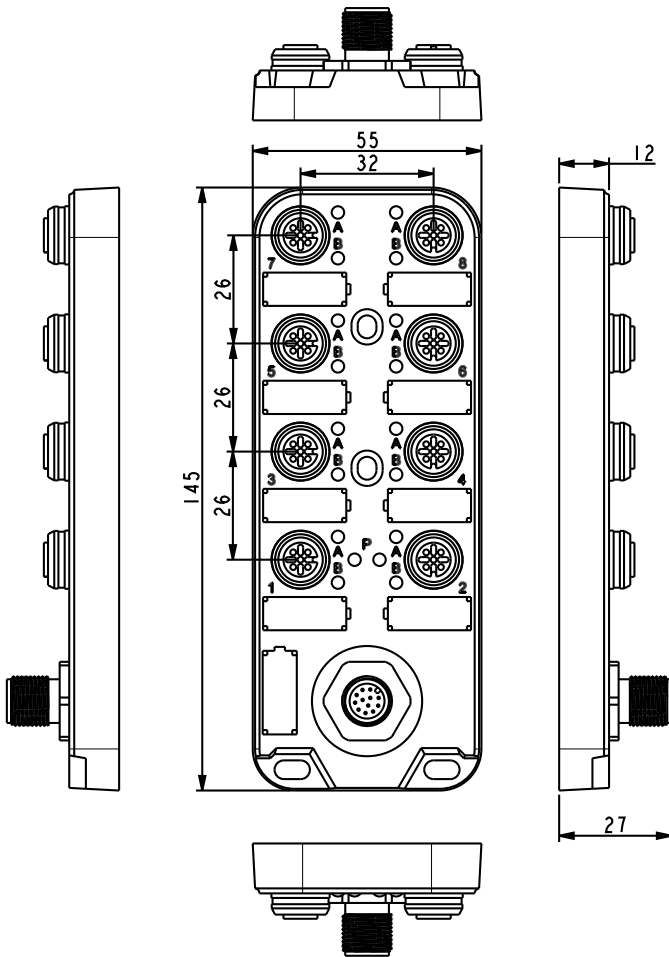


Passive distribution box M12, 8-port, single signal, with LEDs, IP67

**Main connection:**

M12

**M12 5512 08L1**



**Environmental conditions**

Temperature range -40 °C/+80 °C

**Materials**

Insulating body PA, V-2 according to UL94  
 Contact CuZn, pre-nickel and tin-plated  
 Connector thread CuZn, nickel-plated  
 Housing PC/ABS  
 Resistance Good resistance against chemicals and oils. Resistance against aggressive media to be individually verified for each application.

**Mechanical data**

Protection class IP67<sup>1</sup>

<sup>1</sup> according to DIN EN 60529, only in locked position with proper counterparts or protective caps

**Electrical data (at T<sub>amb</sub> 20 °C)**

Contact resistance ≤ 5 mΩ  
 Nominal current ≤ 1.5 A per port  
 ≤ 4.5 A total  
 Nominal voltage 10–30 V DC (24 V DC)

**Associated products**

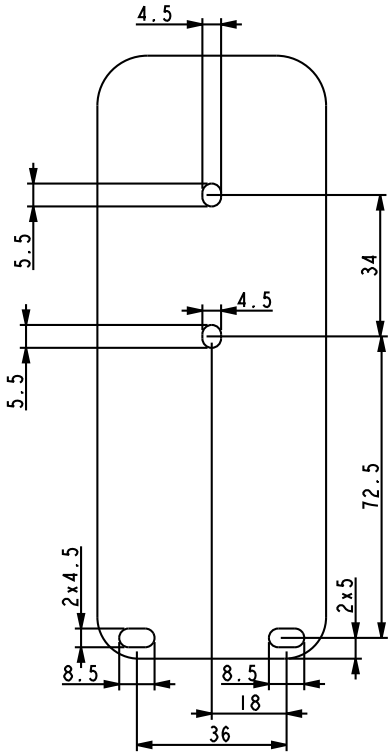
Counterparts

☞ 1200 ... 3...	☞ 1205 ... 3...	☞ 1210 ... 0...
☞ 1210 ... 3...	☞ 1210 0800 ... 3...	☞ 1210 0806 ... L1 3...
☞ 1210 1200 ... 0...	☞ 1210 1200 ... 3...	☞ 1210 1205 ... 3...
☞ 1210 1206 ... L1 0...	☞ 1210 1206 ... L1 3...	☞ 1210 1206 ... L2 0...
☞ 1210 1206 ... L2 3...	☞ 1250 ... T...CR	☞ 1255 ... T9CR

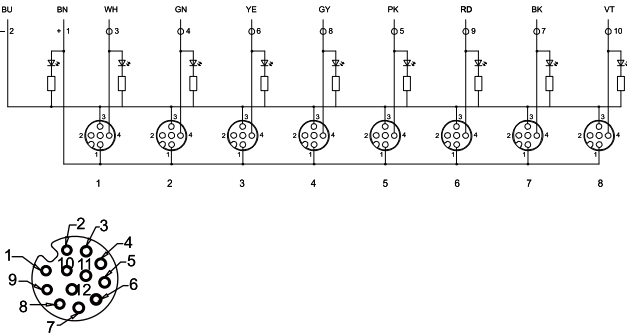
Accessories

☞ 9912 CPF0	☞ 9912 CPM0	☞ 9955 LB PF24
-------------	-------------	----------------

**M12 5512 08L1**



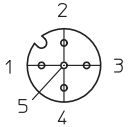
**Wiring diagram**



M12 5512 08L1

---

Pin assignment of female M12 connectors



- 4 pole
- 1 +
- 2 not con.
- 3 -
- 4 S1
- 5 not con.

M12 5512 08L1

Designation	Pole Number	PU (Pieces)	MDQ (Pieces)	Dimensions L (mm)
5512 08L1	8 x 4	1	1	-

**Packaging:**  
in a cardboard box